

Homework

Literacy and maths homework will be set on Friday and is due in the following Wednesday.

Contact Us

Contact the school office on; 01922 720812

Hillary Street
Pleck
Walsall
WS29BP

Email: spatel@hillary.walsall.sch.uk

Web: www.hillary.walsall.sch.uk

Find updates on our school Facebook page or twitter account

Class RKS



MISS SANDHU & MISS SHERWOOD



Miss Sandhu & Miss Sherwood

Hillary Street
Pleck
Walsall

Table of Contents

In Class	1
Curriculum	2
What you can learn about.....	2
5R's and Thrive.....	2
Safety.....	3
Who to go to if you don't feel safe	3
Expectations	4
Reciprocity.....	4
Learning for life.....	4
Daily routines	4
Continued	5

Daily routines

Entrance door



Please wait at the first door after the blue gates.

Exit door



Please collect at the first door after the blue gates at 3.15pm.

Class room



Playground



Expectations

From me, you can expect to have a happy, caring and interested teacher. We will work things out together and learn to keep trying in whatever we seek to achieve. I will help you to be more independent: to think and do for yourself. You will have a teacher who shows respect, patience and a love of learning.

Reciprocity

Children are expected to show respect to all the teaching staff: doing what is asked of you, being honest and using your manners. Please ask for help if you are a bit stuck, that's why we are here. Miss Sherwood and I love to see you trying your best, not giving up and thinking of other ways to do things. We talk about our actions and words to figure out how we can do things differently- to become the best version of you.

Learning for life

School is the beginning of your journey to life-long learning and Reception is the foundation of that journey. Being in RKS will give you the tools you need to keep being curious and ambitious throughout your whole life. We never stop gaining new knowledge: reading, writing and maths alongside socialization skills which will follow you forever. It is a privilege to help you start that journey.

Daily routines

Toilets




Toilets are next to the classroom.



Class

Lockers



Your coat, schoolbag and P.E. kit should be kept in your locker. They are just outside the classroom and will have a name label on.

Water bottles



Water bottles should be taken home every day, cleaned, refilled and stored in school on your table.

Lunches



This is the dinner hall. Lunchboxes are kept on the shelf in the classroom. Teachers will lead you to the dinner hall. Encourage children to pick one option for the week (e.g. school lunches or packed lunches).

Curriculum

What can they expect to learn about over the year?

We have such an exciting curriculum planned for you. We will experiment, explore and play using lots of sensory and art activities. We will dive under the sea to learn about the ocean. We will soar in the sky to discover our world: from Pleck to the Congo and beyond. We will have adventures with astronauts, fairytale characters and dinosaurs as we learn to read, write, count and be a good friend.


“Maybe I made a mistake yesterday, but yesterday’s me is still me. Tomorrow I may be a tiny bit wiser, and that’s me too. These mistakes are part of who I am, making up the brightest stars in the constellation of my life.” —Kim Namjoon in his address to the UN, 2019.

5 R’s and how children will Thrive in your class

Respect, Resilience, Resourcefulness, Reciprocity and Reflection are the foundations on which our school is built. Children will learn these words and what they mean so that they can be the best version of themselves. We are allowed to make mistakes in RKS- even the grown-ups sometimes! We work together to put things right and we never, ever give up. We keep our classroom tidy and organized so that we know where things are and to keep us all safe. Children will know where our Happy Box is if they need extra comfort and our class puppet is always around for a cuddle. We have short mindfulness sessions each day for children to Reflect on their day and to settle down, ready to work.


Safety

Who to go to if you don’t feel safe




EYFS Lead

Mrs. Williams



Safeguarding Team

Ms. Cherry (Headteacher)



Ms. Dilloway, Miss. Baker



Mrs. France, Mrs. Williams



The Nest

You can find Mrs. Maynard in the Nest. It is a special place in school that you can go to if you are feeling worried.